




# Grab and Go 5






## Characters Come to Life!

I enjoy exploring events and characters in stories and other texts, sharing my thoughts in different ways. LIT 0-01c

### Try This

You will need these apps:



- Open the Chatterpix Kids app. 
- Click on  to take a photo of a character in a book you are reading.
- Click  then use your finger to draw a line over the mouth of the character.
- Click on the microphone symbol  and record your voice retelling the story as the character in the picture.
- Click  and watch the character come to life!

### Go Further!

When you have completed the video, click  to save it to the camera roll.

Open iMovie  and click on the word 'movie' to start a new project.


Select the video from your Camera Roll and tap 'Create Movie'

Tap  and select audio, then tap on sound effects.

Choose some sound effects for your video and tap to add.

Hold the sound effect and drag it to an appropriate part of the video.

Find more creative ideas in the **Everyone Can Create Teacher Guide for Early Learners**, available now in the Apple Book Store

 **TIP:** Open the Camera app on your iPad and point it at this code to watch a short demo of this activity!

