

Accommodation Internet



The Internet Services at your accommodation are provided by ASK4. Follow the steps below to create your ASK4 account and get connected

WIFI CONNECTION

- 1 Connect to “**ASK4 Wireless**” WiFi network
- 2 Go to **signup.ask4.com**
- 3 Follow Signup Process

WIRED CONNECTION

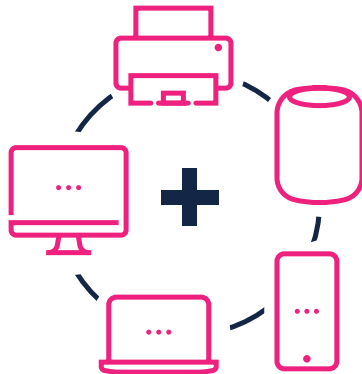
- 1 Connect Ethernet cable from computer to wall socket
- 2 Go to **signup.ask4.com**
- 3 Follow Signup Process

Add additional devices



- 1 On your new device, log into **myaccount.ask4.com**
- 2 Click on “**Enable this device**”

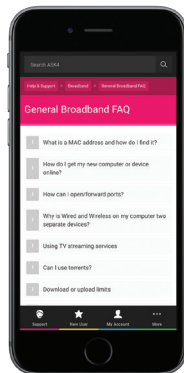
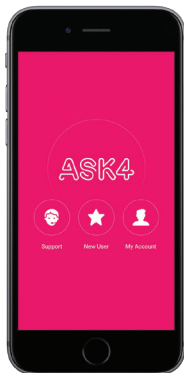
No web browser? No problem!
You can also add your device’s MAC address at **myaccount.ask4.com** to get connected



GET THE APP



Install the app now to manage your ASK4 account and get all the help and support you need, direct from your smartphone. Simply search for "ASK4 Support" in the App Store or Google Play.



This content is also available at support.ask4.com



Chat with us now!

Simply scan the QR code on your smartphone or tablet. Alternatively, join our Live Chat at support.ask4.com

We're here for you 24/7.

You can contact us on Live Chat or via any of the methods below:



support@ask4.com



ASK4 Diagnostics

On App Store and Google Play

Network Diagnostics at the touch of a button



0114 303 3232

Geographical Number (rate is dependent on your network provider)



facebook.com/ask4broadband



Request a callback via text

0786 001 8096

(rate is dependent on your network provider)



[@ask4support](https://twitter.com/ask4support)

ASK4

support.ask4.com

IN PARTNERSHIP WITH



UNIVERSITY OF
LINCOLN