























EVALUATION QUESTION 6

What have you learnt about technologies from the process of constructing this product?

	RESEARCH	DEVELOPMENT	PLANNING	PRODUCTION	POST PRODUCTION	PRESENTATION & FEEDBACK	EVALUATION REFLECTION
Before A Levels	 I only tended to use google generally for research, not any specific sites.			In GCSE Media Studies and Photography, I had learnt to film a sequence with a camera. 	 In previous studies I had learnt to use certain editing softwares for videos such as Movie Maker.		
Preliminary/ Montage Task	 On YouTube we watched previous examples.		 Google Drive We used Google Drive to store documents that were shared throughout the group.	 We learnt the importance of using a tripod and how to properly mount the camera upon it.	 We learnt to use the editing programme Premiere pro, learning simple tasks like marking in and out and importing and exporting.		
Opening 2 minutes of a film + titles	 We used websites such as Soundcloud to find some sounds that would work with our thriller.  We used Powerpoint when researching, for example when learning about the role of a distributor, and which would best suit our film.	 We used a pinterest board to demonstrate and develop different ideas for cinematography, mise-en-scene and sound.  We used the programme, Publisher, to create mood boards of ideas which really helped to develop what we were looking to create.	 We created storyboards, shot list and project agenda, which we scanned in and made into PDF documents, which made it easy to keep track of our progression. 	 We learnt to use a steadycam for our higher angle shots, this was really useful when we couldn't use the tripod.	We developed our skills within Premiere Pro when creating the sequence, which was really useful for creating different effects and fine tuning our sequence.  We learnt to use the software After Effects to create our titles, which was really useful to manipulate so suit our thriller.  We used websites such as Freesound.org to gather some of the sounds that we we could not create ourselves, this helped to further develop our sequene.	 Prezi We used the online software, Prezi to create a presentation looking at how our own thriller fitted with the conventions.  We used voicethread to present what we thought our target audience would be for our thriller, and this was really useful to be able to talk through our ideas.  We used Edublogs to keep track of everything we've learnt in the process of creating our thriller.	 Throughout the progression of our thriller, we posted drafts onto youtube, which we were able to get feedback on to improve it, which was really useful.  We used a portable sound recorder to record others opinions on some of our drafts, which was really useful when looking to improve it.

EVALUATION QUESTION 6

What have you learnt about technologies from the process of constructing this product?

	 <p>I used websites such as IMDb, this was really useful in finding out about various thrillers.</p>				 <p>We used Adobe Bridge to add different effects and animations to our titles.</p>		
--	---	--	--	--	--	--	--

