



1. Log on to wifi (_The Cloud or Eduroam) using your Username and Password
2. Download the PollEveryWhere app.
3. Open the PollEveryWhere app
4. Join a presentation: **thumser1**

Alternative responses can be as follows:

1. By texting a CODE to 020 3322 5822 [standard call charges apply]
2. Submitting responses to: PollEV.com/thumser1

Using think-pair-share & PollEverywhere to enhance engagement during lectures

Alfred Thumser

What topics will be covered?

What shall we address first?

think-pair-share

Polling & responses

Open days

Questions

caveat

noun [kav-ee-aht, -at, kah-vee-, key-]

a warning or caution.





Your poll will show here

1


Install the app from
pollev.com/app

2

Make sure you are in
Slide Show mode

Still not working? Get help at pollev.com/app/help
or

[Open poll in your web browser](#)



[Think-pair
share](#)

[Polls &
responses](#)

[Open Days](#)

[Questions](#)

[The
beginning](#)

Responses

1. Configure 2. Test 3. Present

▶ How people can respond

▼ Response settings

Each person may respond

1 up to time

as many times as they like

Anonymity (?)

2 Make responses anonymous

Who can respond (?)

3 Everybody

Registered participants only

Change answer

4 Allow changes

Don't allow changes

Custom reply message

5 No reply message

Send reply message (?)

6 ▶ Schedule lock/unlock times

think - pair - share

Who is your favourite philosopher [MCQ]

Name your favourite author [free text]



THINK
(Yourself)



PAIR
(With a partner)



SHARE
(Whole class)



Your poll will show here



1

Install the app from
pollev.com/app



2

Make sure you are in
Slide Show mode

Still not working? Get help at pollev.com/app/help

or

[Open poll in your web browser](#)





To show this poll

1

Install the app from
pollev.com/app

2

Start the presentation

Still not working? Get help at pollev.com/app/help
or

[Open poll in your web browser](#)





Your poll will show here

1

Install the app from
pollev.com/app



2

Make sure you are in
Slide Show mode

Still not working? Get help at pollev.com/app/help

or


[Open poll in your web browser](#)



Free Text Options

Name your favourite author - surname only

How responses are displayed




Text Wall



Word Cloud



Cluster



Ticker

Dealing with inappropriate responses

1. Configure 2. Test 3. Present

- ▶ How people can respond
- ▶ Response settings
- ▶ Schedule lock/unlock times
- ▼ Moderation
 - Enable moderation
 - Disable moderation
- Automatic profanity filter**
 - Disable filter. Anything goes!
 - Censor profanity out of responses (?)
 - Block responses with profanity (?)

1

2



Open & applicant days: Why are you here today?

What are your objectives for today? [19 Jan 2017]

 **Poll locked.** Responses not accepted.

“To find out if Surrey is the university t
about 1 month ago

“To get more of an idea of the course”
about 1 month ago

o find out
ore about

about 1 month ago

;)”

about 1 month ago

whether I
would enjoy
studying
biochemistry
specifically at
the university
of surrey”

“Learn more about the course”
about 1 month ago

“To learn as much as possible about th
to know the lecturers - to decide whetl
about 1 month ago

“To find out more about the
course.”
about 1 month ago

“Find out about PTY and the labs”
about 1 month ago

“To see if I'd like to study here”
about 1 month ago

“Module
options and
training year”
about 1 month ago

“To familiarise mys
detail with the content of the course
and facilities available, as well as

“At what points in your course do you select what opti introducing my parent to what I'm



To show this poll

1

Install the app from
pollev.com/app




2

Start the presentation

Still not working? Get help at pollev.com/app/help

or

[Open poll in your web browser](#)





Your poll will show here

1

Install the app from
pollev.com/app

2

Make sure you are in
Slide Show mode

Still not working? Get help at pollev.com/app/help

or

[Open poll in your web browser](#)





To show this poll

1

Install the app from
pollev.com/app

2

Start the presentation

Still not working? Get help at pollev.com/app/help
or

[Open poll in your web browser](#)

